

## Vienna To Prague Cycle – NEW For 2024



Duration: 6 days

Already a firm favourite with our crew, this beautiful ride links the striking cities of Vienna and Prague. There's not much actual flat, but the gently rolling roads have enviably smooth tarmac and very little traffic – a gift for cyclists of all experience levels!

Our beautiful route kicks off with the stunning architecture of Vienna's imperial palaces; by the afternoon we feel as though we have pedalled back in time as we ride through Czech Republic's farmland, forest and traditional villages.

Packed with interesting culture, we pass through picturesque villages and towns with lakes, old squares and pastel-coloured buildings. A wonderful cycle path brings us right into central Prague with all its historic sights, including the iconic Charles Bridge and old town.

### DETAILED ITINERARY

#### Day 1: Arrive Vienna

On arrival in Vienna, check in and make time to assemble the bikes and ensure everything is ready. Spend any free time (flight-times dependent) exploring the city and its riverside walks along the Danube. We meet in the evening for dinner and a trip briefing before a good night's rest in preparation for tomorrow's efforts. Night hotel.

*(Lunch not included)*

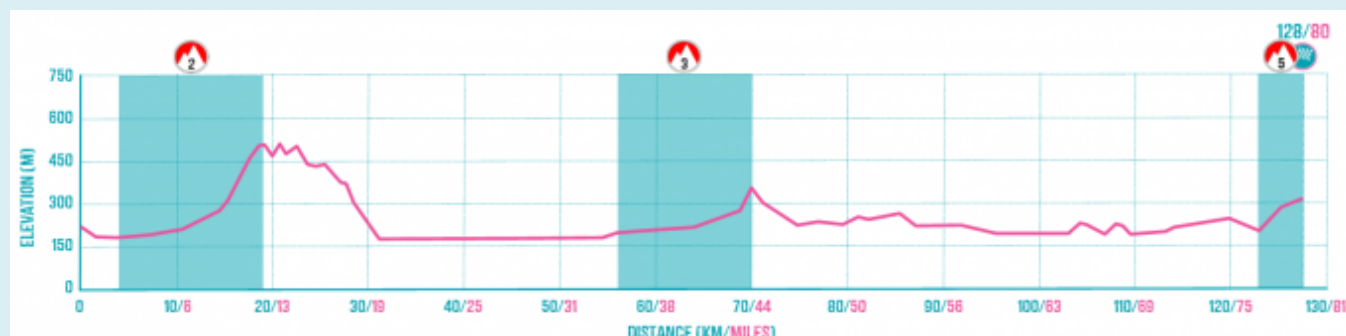
#### Day 2: Vienna – Znojmo

An early start takes us through Vienna, mainly on cycle paths; we pass some of the city's most iconic landmarks, including the Hofburg. On leaving the city we take on our only significant climb of the trip – it's long, and steep in

places, but our reward is the hilltop view down over Vienna and the River Danube. From here it's a cruising descent to the Danube, which we cross before heading roughly north towards the Czech border. By the time we reach our afternoon water-stop we're in the Czech Republic, which immediately feels very different culturally. A short ride brings us to our hotel in Znojmo, an old fortified town. Night hotel.

**Cycle approx. 125km (77 miles)**

## ROUTE PROFILE

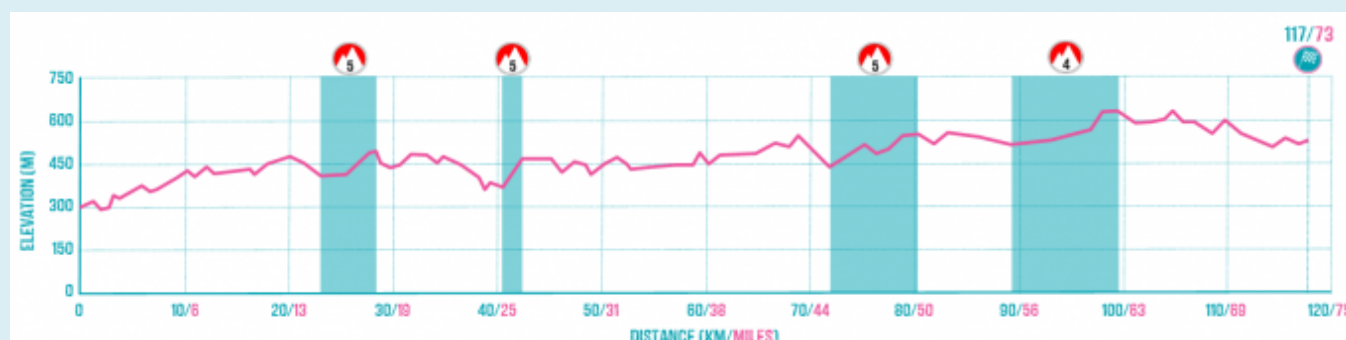


### Day 3: Znojmo – Telč

Today we get to fully immerse ourselves in the beautiful Czech countryside, as we follow rolling roads north-west, roughly parallel to the Austrian border. We pass through farmland and thick forest, and lots of small villages which each have their own traditional fishpond, making for a very scenic ride. The roads are smooth and very light on traffic, making this a thoroughly enjoyable day on the bike. The cherry on the top comes at the end of our day as we arrive in Telč. Dominated by its gothic castle, its renaissance centre is a UNESCO World Heritage Site. The huge town square, surrounded by pastel-coloured houses with ornamental gables and archways, is beautiful – and the perfect place to mark the end of a great day with a low-cost beer! Night hotel.

**Cycle approx. 128km (79 miles)**

## ROUTE PROFILE



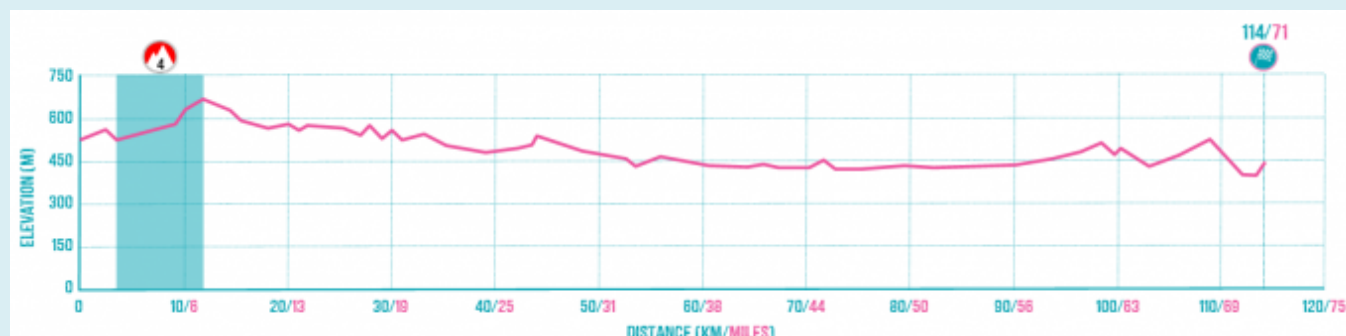
### Day 4: Telc – Tabor

Another day of rolling hills, riding through forested terrain as we east initially. The views over clear rivers and lush

green valleys are mesmerising, and the countryside is dotted with Renaissance churches, red-roofed villages and old castles – the Czech Republic has more castles per square mile than any other country in the world! After our lunch-stop we swing north towards Tabor, and after more small climbs and descents come to this lovely town with another striking old centre. Night hotel.

**Cycle approx. 104km (64 miles)**

## ROUTE PROFILE



### Day 5: Tabor – Prague

Our road climbs gradually uphill from Tabor and, after a lovely descent into Central Bohemia, it's the usual undulating countryside through woodland and small villages. The outskirts of Prague give us the opportunity to appreciate its Communist past, with fairly utilitarian tower blocks of small apartments, but then we come to the River Vltava and our amazing cycle path. This leads us right into the city centre, past the much-photographed Charles Bridge and – via a few unavoidable sections of cobbles – into the historic centre with its famous town square. It's a rewarding and memorable finale. After checking into our central hotel, we meet again for dinner and a final dinner together to celebrate our achievements. Night hotel.

**Cycle approx. 104km (64 miles)**

## ROUTE PROFILE



### Day 6: Depart Prague

After a leisurely breakfast, you may have time to explore the many sights, depending on your flight times.

*(Lunch not included)*

---

## WHAT'S INCLUDED

- All meals except where specified
- 5 nights hotel accommodation on a twin-share basis
- Bike transfer from Vienna airport to hotel on day 1 (specific time window applies)
- Discover Adventure crew (number dependant on group size)
- snacks and water provision on cycle days
- Vehicle support throughout the trip
- Maps and route information

## WHAT'S EXCLUDED

- Any meals specified 'not included' in the itinerary
- Travel insurance
- Travel to Vienna and from Prague
- Bicycle, cycle helmet (compulsory) and water bottles
- Personal spending money, souvenirs and drinks
- Fees for any optional sites, attractions or activities
- Any applicable surcharges as per Terms and Conditions

## GRADE | YELLOW

Trips are graded Yellow, Orange or Red, in increasing level of challenge. This trip lies within the **YELLOW** range.



The grade is determined by factors such as terrain, distance, climate, altitude, etc. Each colour grade has a **spectrum** which reflects the difficulty of these factors; trip duration, accommodation and living conditions (see icon) are also taken into account.

[Trip grading explained](#)

# CHALLENGE INFORMATION

## DETAILED INFORMATION

### Leaders & Trip Support

Your trip will be led by experienced Discover Adventure crew - selected for their knowledge and experience, friendliness and approachability, sense of humour and ability to safely and effectively deal with any situation that arises; they are also trained in first aid. The crew will have mobile phones and/or radios where appropriate, medical kit and other safety apparatus where necessary.

The number of crew and support vehicles looking after you will depend on the final size of your group, but the team will be looking after every aspect of your trip whether that's transporting your luggage, ensuring your route is clear, making you lunch and sorting out any mechanical problems. Support vehicles are with the group all of the time, and carry all luggage and spares.

---

### Trip Safety

Your safety, and that of the rest of the group, is our highest priority. Our trips are designed and planned with safety in mind. Your crew will be equipped with communication devices (eg phones, radios and/or emergency satellite phones), medical kit and other safety apparatus appropriate to the destination. Our leaders always have access to our 24-hour emergency UK back-up. They are responsible for safety on the trip, and will make any changes to the itinerary they deem necessary, should local conditions dictate. Pre-trip administration - such as medical questionnaires and travel insurance as appropriate - is all done with your safety in mind.

---

### Foreign Travel Advice

For the latest travel advice from the Foreign & Commonwealth Office including security and local laws, plus passport and visa information, check [www.gov.uk/foreign-travel-advice](http://www.gov.uk/foreign-travel-advice).

---

### Accommodation

We usually stay in hotels or lodges of a 2-3\* standard or equivalent. Standards may vary between the hotels but they are generally comfortable and convenient for our route. Hotels are often on the outskirts of towns to minimise unnecessary extra mileage and avoid traffic.

---

### Roomshare Arrangements

Accommodation is usually on a twin-share basis in hotels convenient to our route. Please tell us if you know somebody else on the trip that you would like to share with and we will try our best to accommodate your request. If you don't know anyone else in the group don't worry, we always pair you up with someone of the same gender, and a similar age where possible. We do not charge a single supplement if you are a solo traveller in a shared room.

There may be a limited number of single rooms subject to request, on a first-come first-served basis, after you have booked. Extra charges will apply.



---

## Group Size

Your booking is part of a group challenge and the tour costs and fundraising targets listed on our website are based on a minimum number of participants which is shown on the challenge. Our typical London to Paris groups run with approximately 30-40 participants whilst all other Euro cycles run with approximately 15-20, however you may find your group is smaller or larger than this.

We will confirm at least 12 weeks prior to departure that your challenge is guaranteed to run however occasionally it may be possible to still to run the challenge with less than the minimum numbers, subject to a small group supplement. If we think a small group supplement may be necessary, we will discuss this with you as soon as possible, usually 5 months before your departure date.

**Minimum numbers and groups sizes may vary on Bespoke Charity challenges. If you are booked onto a bespoke challenge please contact your charity for full details.**

---

## Food & Dietary Requirements

We like to support local businesses and will source food locally wherever we can. Lunches will be a mix of restaurants along the route or supplies will be purchased from local shops; dinners are usually eaten at the hotel. For larger sized groups we may opt to cater the lunches ourselves with a buffet style provision. Being vegetarian or having other dietary requirements is not usually a problem provided you let us know well in advance. Having said that, despite working very hard with the hotels, it doesn't always translate into what we'd like for you. If this is the case on your trip, please chat to the crew at the time and they will do their best to find a solution. If you know there are plenty of foods you cannot eat you may wish to bring extra snacks from home so you can top up your energy supply.

---

# PREPARING FOR THE CHALLENGE

## Fitness Levels

This is designed to be a challenge, and it is vital that you train sufficiently for it. We will supply you with a thorough training guide once you have registered. We expect all participants to train hard in advance, but we respect everyone's limits and do not expect everyone to maintain the same pace. Inadequate training is likely to have an impact not just on your chances of completing the challenge, but enjoying it too - and we want you to have the time of your life!

Our challenges attract people of all levels of experience, fitness and ability as well as all ages and backgrounds. We design our challenges so that everyone can go at their own pace: this is not a race. If you have concerns about your fitness or if you have reduced mobility please do contact us for a confidential chat about whether this challenge is appropriate for you.

For logistical and safety reasons we sometimes need to re-group, so the front-runners may find themselves waiting for the slower ones. Please relax, and remember that this is a team effort that enables people to achieve their personal goals and earn sponsorship.

---

## Passport & Visa / Vaccinations

Entry requirements vary depending on your destination and nationality. It is your responsibility to ensure your passport is valid, and any visas are obtained in good time. Check the [FCO's advice](#) on entry requirements for your destination to be sure. Please ensure you allow plenty of time to apply for your visa; we will provide you with all necessary information 6 weeks prior to departure to assist with your application.

Your routine UK schedule of vaccinations should be up-to-date (especially tetanus). We recommend you check [Fit For Travel](#) for further details. You should always check with a GP or travel clinic for up-to-date travel health advice as it does change.

---

## Clothing & Kit

We plan our trips around the optimal weather conditions, but could still be exposed to bad weather at any time. It is vital you are prepared for all conditions. We provide you with a detailed packing kit-list on registration, with plenty of information, and we are always available if you need advice.

---

## Travel Insurance

Travel Insurance is compulsory on all of our challenges outside of the UK; we strongly suggest that you arrange insurance cover as soon as your booking with us is confirmed, or as soon as you're able to purchase some, and at least 8 months prior to travel. Should you need to cancel prior to departure, you will need insurance to cover the costs involved (registration fee and any trip costs depending on cancellation date).

We all hope never to need it, and thankfully most of the time we don't, but on those rare occasions when you do, you want it to cover you as best it can. Whilst it's a fairly boring admin task relating to your trip of a lifetime, it is really important you ensure that you have adequate cover for the type of challenge you are taking part in as well as medical emergencies, evacuation and repatriation, so make sure you're happy with the level of cover. There are lots of suppliers out there, with a wide range in levels of cover; generally speaking, you get what you pay for! Get and pay for the right level of cover and then you can go on your adventure not having to worry about the what-if's. For more details click [here](#).

Once your travel insurance is arranged, just remember to let us know the policy number and 24-hr medical emergency phone number provided by your insurers.

---

## Cancelling your booking

In the unfortunate circumstance that you need to cancel your booking, we would ask that you notify us in writing either by post or email. Your cancellation will be considered effective from the date the notice is received. Registration fees and amendment fees are non refundable and, depending on your payment option and how close it is to your challenge departure date, you may be liable for a cancellation charge.

Full details of all cancellation charges may be found in the Terms and Conditions of booking.

---

## Passenger Portal

We have a Passenger Portal which will give you more details of the challenge itself. It also enables you to see any outstanding information we need, the countdown to your challenge departure, see your outstanding balance, make payments and update your contact details. You can access this via the following link - [Passenger Portal Log in](#).

---



Discover Adventure reserves the right to change the route or itinerary for safety reasons should local conditions dictate.

Please note: This document was downloaded on 19 Apr 2024, and the challenge is subject to change.